

# QUICK START GUIDE

## CalfRail

### 7.1 Description of functions and feeding procedures

This document offers a quick overview of the most important functions and processes.

#### 1 Calf Feeder



Prepared  
freshly



Control &  
Manage



Cleaning

#### 2 Water heating CalfRail

Supplies the heating line with heated water



Heats the  
system up



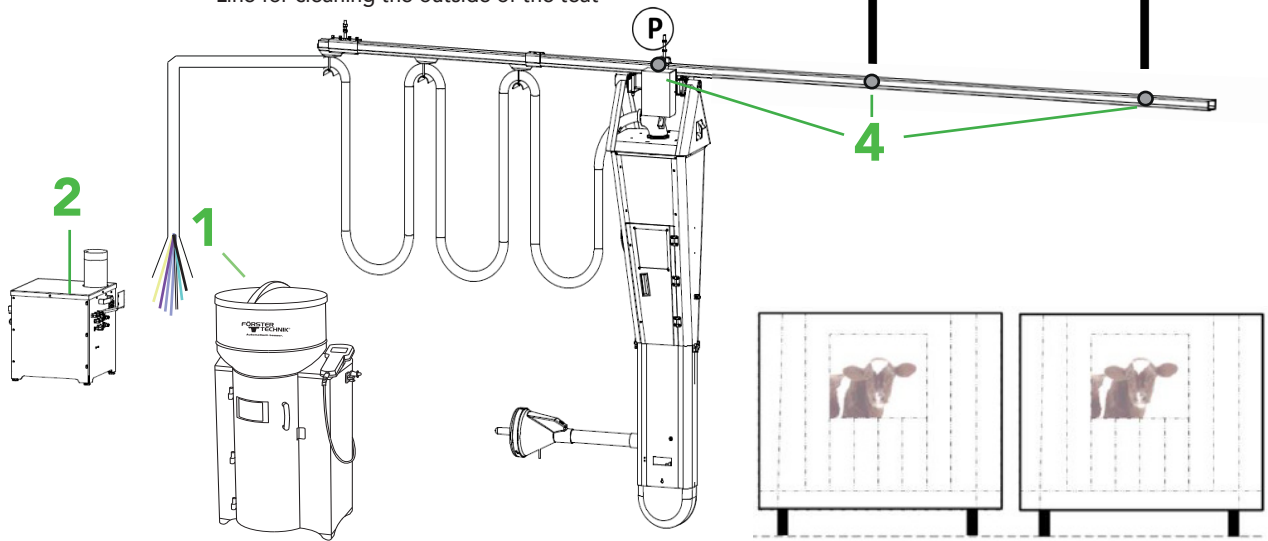
Keeps hoses  
warm



Frost protection

#### 3 Hose package includes all necessary cables and lines

- Feeding supply line
- CAN-Bus cable
- Electricity cable
- Return line for cleaning
- Heating line (supply and return line)
- Line for cleaning the outside of the teat



#### 4 Guide rail CalfRail

Magnets mark calf positions where the CalfRail stops for feeding as well as the parking position of the CalfRail



#### 5 CalfRail



Transports the  
fresh feed



at fixed feeding  
times



Feeds all calves  
one after another

#### 6 Hose pump

Transports the fresh feed  
and cleaning liquids



#### 7 Teat cleaning

The pump sprays the teat  
down with water between  
the feeding of each calf



#### 8 3/2 directional valve switches

- to the teat during a feeding
- to the return line for rinsing or  
cleaning



#### 9 Feed button

Runs the pump to help new calves  
with their first drinking attempts. In-  
dicates by flashing when entitlement  
is used up.



#### 10 Continue button

Enables the move on to the next calf  
before the waiting time is over

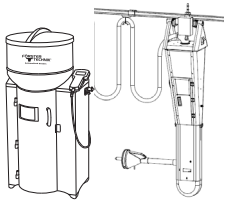


#### 11 Suction sensor

Operated by the calf sucking on the teat  
and starts the pump to deliver the feed

This checklist refers to the basic equipment of the CalfRail. Not all available functions can be shown.

For detailed information and valid warnings as well as safety instructions, please refer to the instructions manual. (Status 23/01)



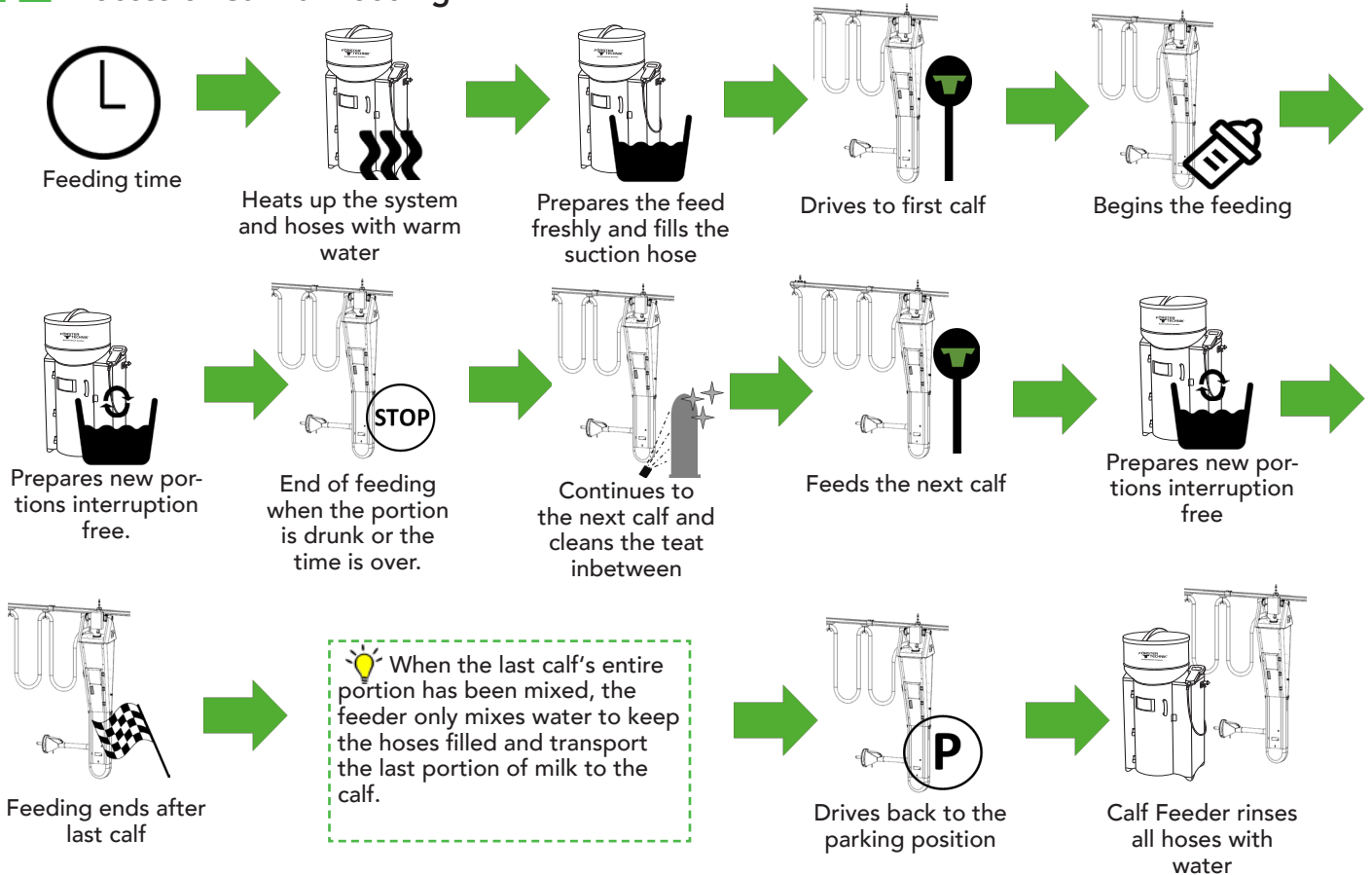
# QUICK START GUIDE

## CalfRail

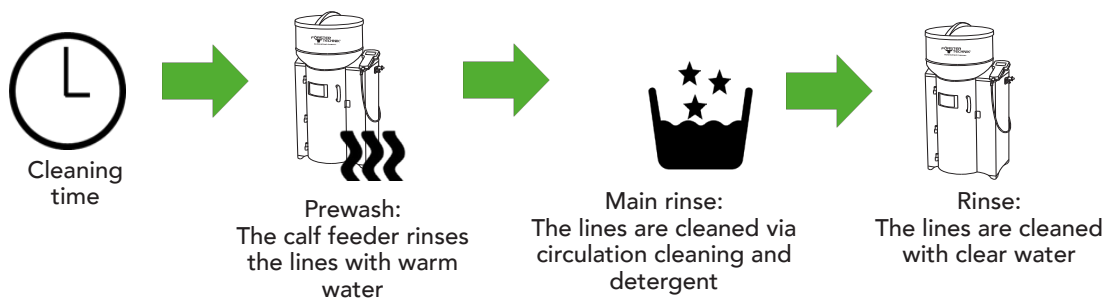
### 7.1 Description of functions and feeding procedures

This document offers a quick overview of the most important functions and processes.

#### 12 Process of CalfRail feeding



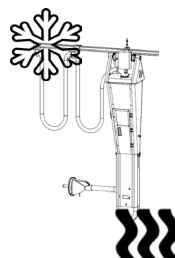
#### 13 Automatic hose cleaning (Option)



#### 14 Good to know



Independent of the CalfRail cleaning, the hoses are automatically filled with rinsing water after each cleaning of the machine.



The water bath heater not only keeps the hoses warm. It also prevents the system from freezing. Thanks to the temperature sensor, the heater can work independently.