




# QUICK START GUIDE



## 6.2 Colostrum Checklist Prepare colostrum bank

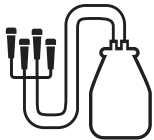
**1** Start of calving

**2** ColostrumAT is ready on Standby

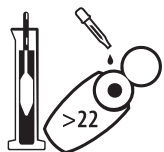


**3** Calf is born

**4** Milk cow as soon as possible

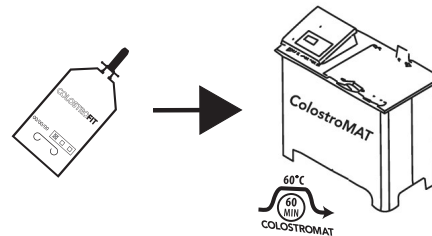


**5** Check the colostrum quality  
(Colostrometer in the green range;  
Refractometer >22 Brix%)

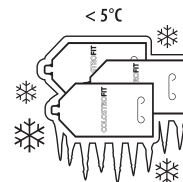


**6** Fill colostrum in ColostrumBAG


**7** Use Profile 1 to pasteurize colostrum  
(Duration: about 2 hours)



**8** Store unneeded pasteurized colostrum  
under refrigeration immediately



**9** Feed calf as soon as possible (within 4  
hours) with ColostrumBAG



**10** Dispose ColostrumBAG

